



Lower Elementary
Grades K-3

The Moravian Church in America
Northern & Southern Provinces



Copyright © 2017 by the Interprovincial Board of Communication,
Moravian Church in America
1021 Center St. • Bethlehem, Pennsylvania • 18018
www.moravian.org

Hymn selection from the 1995 *Moravian Book of Worship*
Hymns #679 and #803 text © Hope Publishing; Hymn 412 © Albert H. Frank.
Used with permission.

Original maps by FreeVectorMaps.com. Used with permission.
We thank those who provided additional art.

Preview edition. Licensing and credits pending.



About this Curriculum

The question is often asked, “Who are the Moravians?” And someone answers, “They are the people that hang those lighted stars on their porches,” or “Those are the people that have lovefeasts and candlelight services during holidays,” or still “They sing such beautiful hymns.” As a matter of fact, these traditions are often an easy way for young Moravians to describe their church, too.

In his August 12, 1917 address to Home Moravian Church in observance of the “spiritual birthday” of the Renewed Moravian Church, Bishop J. Kenneth Pfohl spoke these words:

But however beautiful they may be or however much they may be of service, such customs cannot make a church a means of grace and blessing. They are more like the outer garments, the dress, or the framework of the church. If you want to know a Church you must get close to her heart, you must understand her spirit, you must gain her point of view, you must feel her passion, and you must see her purpose. There is where individuality lies. And there is where you will find that which makes the Moravian church a Church, one with and yet distinct from her sister churches.

It is the hope that this curriculum material will lead the young people of our congregations to understand and express that the outward things-- the beloved music and traditions of the Moravian Church-- are not simply decorative, but also significant, being grounded in a history rich in a passion and single-minded purpose for Christ.



Curriculum Notes

- Lessons are intended to be sixty minutes in length, from introduction to closing. In each lesson plan, the introduction is separate from the activities to provide churches the option of offering a 15-minute introduction prior to students moving to their Sunday School classrooms and teachers.
- Certain aspects of the lessons (the map and story) are designed to give students the “big picture” while others (hymn, scripture, word wall and activities) are designed to explore the most important details related to the “big picture.”
- The scriptures (CEV/Common English Version Bible), hymns from the *Moravian Book of Worship*, and stories have been printed in such a way that copies can be made and given to students for use and to take home.
- If an activity requires special advance preparation, this is indicated in the activity description.
- Some directions in the lessons may seem repetitive, but this is intentional in the event that different people teach lessons to the students during the unit.
- Most lessons contain a story. Suggestions for sharing the story can be found in the “Resources for Teachers” section.
- All lessons refer to a geographically correct large world map that should be posted in the classroom in advance of the first lesson. Maps can be order through Amazon.com or local school supply stores.
- Patterns for various lessons can be found in the Resources for Teachers section.

Instructions for Vocabulary and Word Wall Chart

Before beginning to use this curriculum, teachers should prepare a large poster board with the heading “Word Wall.” Throughout the curriculum there will be words that will need to be explained to the students and in each lesson you will note words identified to place on the list. Place any unfamiliar words on the chart taking time each week to review and explain the meaning of each word.

Our Moravian Journey Begins



Today's Scripture:

Psalms 119:105

Your word is a lamp before my feet
and a light for my journey.



Today's Hymn

(#789) Children of the Heav'nly King, Verse 1

Children of the Heav'nly King,
as you journey, sweetly sing;
sing your Saviour's worthy praise,
glorious in his works and ways.

Information for Families

Today we learned:

- The Moravian Church started in one place a long time ago.
- Today the Moravian Church can be found on five continents.
- The Moravian Church is known by many names: Unity of the Brethren, Unitas Fratrum, and Moravian Church.



Lesson 1: Our Moravian Journey Begins

Moravian History For The Teacher...

The Moravian Church began in Bohemia and Moravia (the modern Czech Republic) in the 1450s, half a century before Martin Luther began the Reformation in Germany. Although it was originally a small persecuted European church, today Moravian congregations can be found on five continents. It is called the Moravian Church, but very few members today have ancestors in Moravia. We will begin by looking at the “big picture” of the Moravian story during this session before breaking the pieces down into specific historical happenings.

Visit these websites <http://www.moravian.org/the-moravian-church/history/> and <http://newphilly.org/pdf/moravian.slideshow.pdf> for a more detailed overview (the latter can be adapted for any Moravian congregation).

By The End Of Lesson 1, Students Should Know...

- Vocabulary: patriarch, journey, “hidden seed,” missionaries, and “Good News.”
- The Moravian Church started in one place a long time ago; today the Moravian Church can be found on five continents.

Students May Need Help In Understanding...

The Moravian Church is known by many names: Unity of the Brethren, Unitas Fratrum, and Moravian Church.



Lesson 1: Introduction

- Welcome students and explain today's topic while pointing out the map on the wall, explaining to students that items will be added to the map today.
- Read the words of the hymn verse together, then sing. Older students can partner up with younger students to help follow the words of the hymn.
- Ask students to open their Bibles and read the scripture verse(s) together. Older students can partner up with younger students to help find and follow the scripture passage.
- Introduce new vocabulary words that have been added to the word wall.
- Explain that today's hymn verse(s), scripture passage(s), and new words were chosen especially for today's lesson. Ask students to listen for how they relate to today's story and activities.

Lesson 1: Activities

Activity 1.1: Students will cut and color/decorate patterns to use during the storytelling for this lesson.

Idea to Reinforce: Students will be learning many intriguing details about each of these patterns in the following 12 weeks of lessons.

Before Sunday

- For younger students, copy and cut out story patterns (see Resources for Teachers). For older students, copy story patterns. Gather decorating materials and a removable adhesive for applying patterns to map.

On Sunday

- Let each student choose and decorate one pattern. Depending on your class size, students may need to partner up and decorate a pattern together. As the story is read, each student will place their pattern on the correct place on the wall map. See Resources for Teachers for a view of the Czech Republic during early Moravian history.

Activity 1.2: Students are introduced to today's topic in Moravian history.

Idea to Reinforce: The Moravian Church started in one place a long time ago; today the Moravian Church can be found all over the world.

Gather students in the storytelling area, and read today's story, "The Journey."



Lesson 1: Our Moravian Journey Begins



THE JOURNEY

(Explain to children that a journey means to travel from one place to another.)

Once there was a group of people who lived in a place now called “The Czech Republic.”

Help student place “people” cutout on wall map where the Czech Republic is located.

Many of the people who lived there liked attending church in a chapel where a Roman Catholic priest named John Hus preached. They liked to listen to John Hus because he preached and read from the Bible in the language they understood, which was Czech.

Help student place “Hus” cutout on the wall map where Prague is located. Say: “Have you ever heard anyone speak a language other than English?” (Read something in another language to them.) Say: “If I was reading to you in a language you didn’t understand, would you like that?”

Many years later, a group of men who loved Jesus studied some of the things John Hus had taught. These men called themselves the “Unity of the Brethren.” They formed a community in a small village called Kunwald. A man named Gregory started the Unity of the Brethren church here.

Help students place “Gregory” cutout in the Czech Republic on the wall map.

After awhile, it became against the law to belong to the Unity of the Brethren Church and so the people who called themselves “Brethren” had to read their Bible and worship in secret. They wanted to do this with their friends, so sometimes the people would go out after dark to meet together in a secret place. If it were snowing, the last person in line would take a pine tree branch and cover over the last set of footprints!

Help student place “shhhh” sign on the wall map. Place cutouts of men/women/children in Czech Republic on the wall map.

When people had to leave their towns to find a place to be safe, a man named John Amos Comenius led them over a mountain to a place named Poland.

Help student place “Comenius” cutout in Poland on the wall map.



Even this new land of Poland was not safe for those who loved Jesus so once again the people prayed for a place where they could worship Jesus without having to hide. Soon a man named Count Nicholas Zinzendorf said they could come live on his land in Germany. They built a village and named it “Herrnhut” which means “on watch for the Lord.”

Help students place “Zinzendorf” cutout in Germany on the wall map.

After a few years, the Moravians living in Herrnhut wanted to tell people all over the world about Jesus’ love. They went to many places...

On the wall map help students...

place ship #1 Caribbean

place ship #2 Greenland

place ship #3 South Africa

place ship #4 North America

place ship #5 South America

Even today, everywhere that Moravians travel, they build schools and hospitals and churches. This shows the people of the world that Jesus cares about every part of us – our health, our minds, and our hearts.

Activity 1.3: Have children make Trail Mix.

Idea to Reinforce: Talk about going on a long journey and needing food and a safe place to stay.

Before Sunday

Purchase and/or secure donations for one or both of the following recipes.

On Sunday

Trail Mix -- Make a trail mix to enjoy as you review the map and story together.

Ingredients may include one cup of each of the following: cereal, small cheese crackers, dried fruit, nuts (as allergies allow), chocolate candy, butterscotch or peanut chips (as allergies allow), and pretzel pieces. <http://www.food.com/recipe/kiddos-favorite-trail-mix-100185>

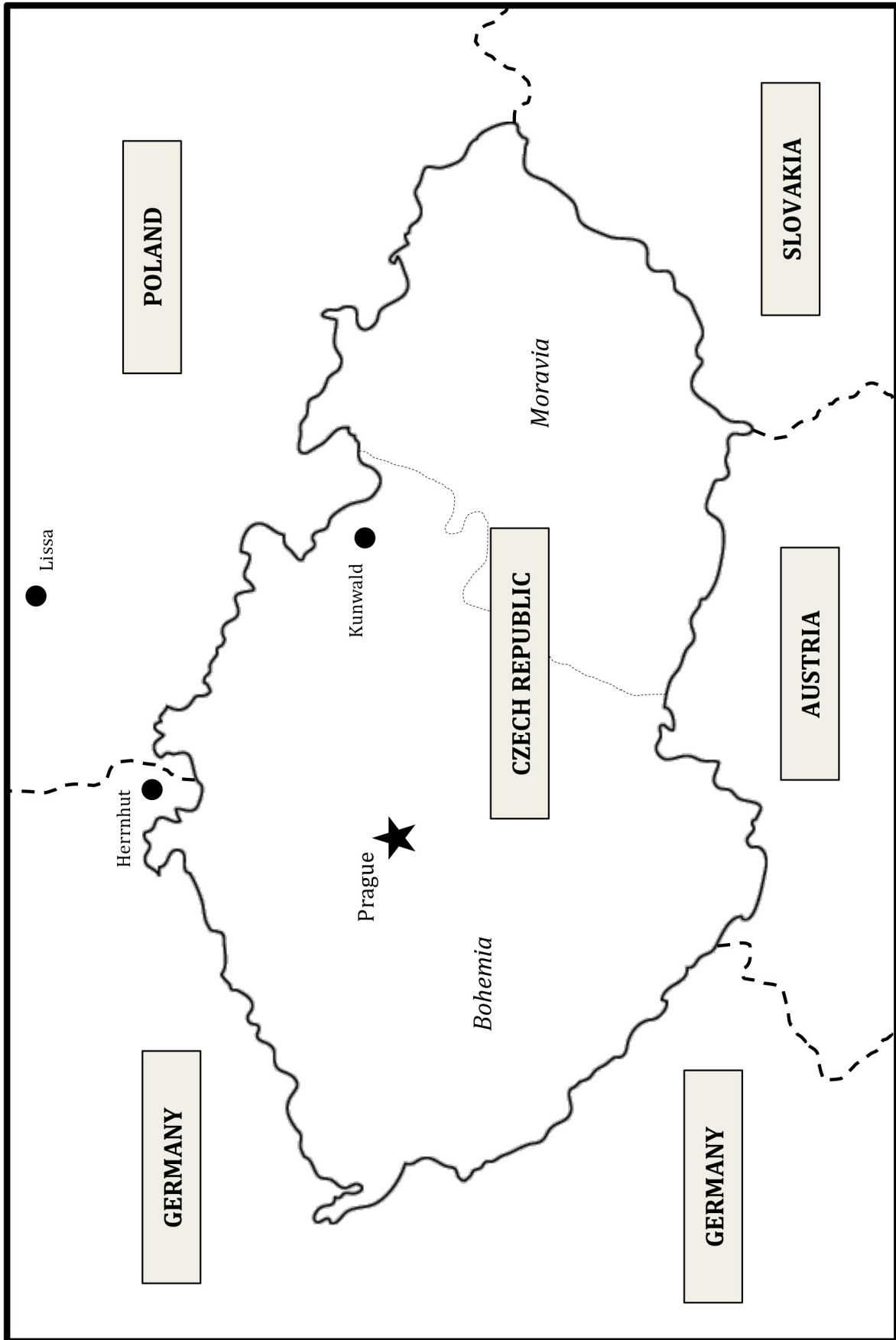
Or, for a more historically accurate trail mix, use only a mix of dried fruit and nuts. (1 cup each: dried apple, dried cherries, raisins, pumpkin seeds, and sunflower seeds, for example).

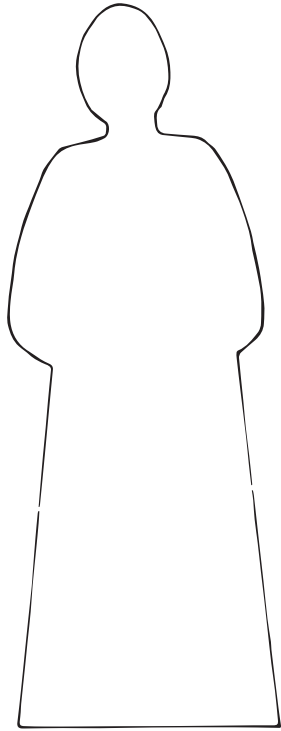
Lesson 1: Closing

- Read today's scripture (Psalm 119:105) and hymn verse(#789, first verse) again, asking students to comment on how the words connect with today's story and activities. Sing the hymn and review new words if time permits.
- Students help clean up and return lesson materials to their proper places.
- Close in prayer.

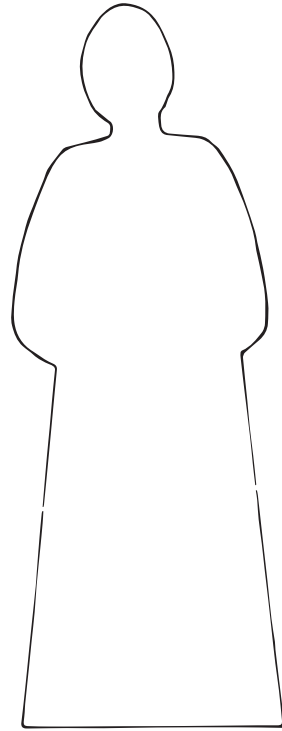


Lesson 1: Unity of the Brethren Map







John Hus



Gregory the Patriarch




Comenius



Zinzendorf



Lesson 1: Images



Shhhhh



Lesson 1: Ship Cutouts

